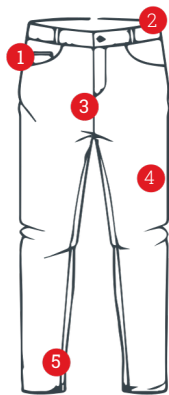




1. Regular waist, slim block

3. Regular rise zip fly

5. Tapered down to fashionable slim leg opening of 16,5cm



2. Classic 6th pocket

4. Slim thigh

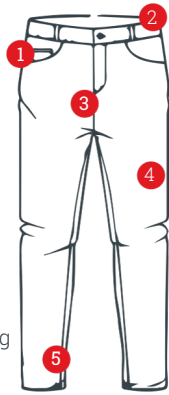
SEAHAM

SLIM FIT





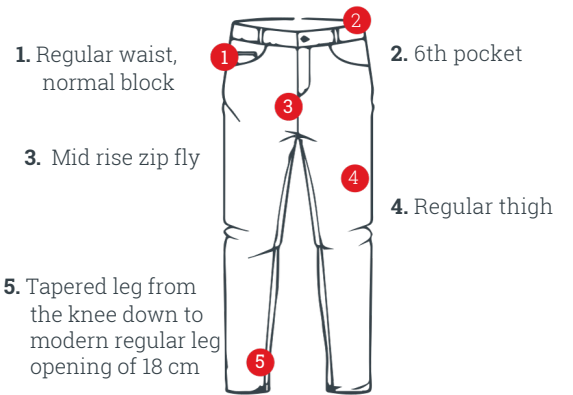
- 1. Regular waist, slim block
- 2. Reinforced pocket details
- 3. Regular rise zip fly
- 4. Slim thigh
- 5. Straight from the knee down to modern straight leg opening of 19 cm



STARLING

STRAIGHT FIT





RUSSEL

REGULAR TAPERED FIT

